


ICT ACTIVITY 5

Modelling with Elmer

Year Group: Year 1



Resources

DTP software eg, AppleWorks Draw, 'Elmer' by David McKee, digital camera, projector and internet access.

Context (Pupils' prior experience)

Pupils will have been introduced to the 'Elmer' stories in Literacy lessons. In this work they will have taken Elmer to different places through their story writing and painting. Pupils will know how to use some painting tools, eg, selecting brushes, changing colours and erasing paint.

Task Description

Pupils will experience a 'virtual' visit from Elmer the Elephant. They will decorate a template of Elmer by selecting colours and using the fill tool. They will take Elmer for an 'on screen' journey around their school and then to different places linked to settings that have been explored during Literacy Hour. Pupils will write a letter from Elmer to his friends describing where he is staying. They will imagine what Elmer will need in these different places and write a list of them. Pupils will plan a place for Elmer to visit and then create it using a painting package. They will write captions and labels for their plan. Pupils will e-mail Elmer while he is away.

Learning Intentions

LITERACY: Knowledge and Understanding	ICT: Skills, Knowledge and Understanding	ICT Level		
		KS1	KS2	KS3
Pupils use the materials provided to create images with some help.	Use the mouse to draw simple images and make choices of colours	w/1	2/3	4/5
Pupils respond to ideas. They use the materials and media to communicate ideas and meaning.	Pupils use ICT to create images to share their ideas. They talk about their use of ICT.	1/2	3/4	5/6
Pupils explore ideas. They comment on differences in others' work and suggest ways of improving their own.	Pupils use ICT to generate and amend images. They save work independently.	2/3	4/5	6/7
Literacy Strategy- Speaking & Listening: 3a, 3d, 10c, Reading: 3a, Writing: 9a, 9b. NLS objectives: Year 1 Term 1 word 12, text 5, text 9, text 14, text 15.	ICT POS related to task: 2d.			

Teaching Approach

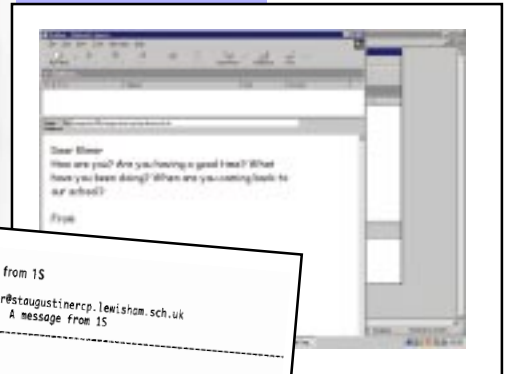

Whole class introduction to the activity using a projector or large computer screen. Small group/paired work to follow up work on the computer. Whole class plenary to consolidate learning intentions and highlight key points for the next session.

Links with other curriculum areas

Science: Study characteristics and habitat of a real elephant. Adapting to different environments, eg, What colour would Elmer be if he lived in the Arctic?

Subject Learning Gains (Literacy)

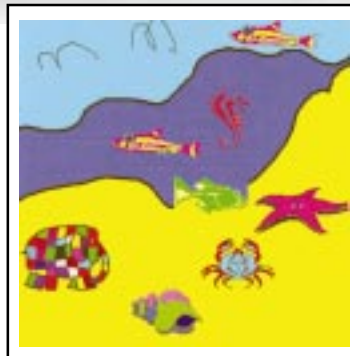
ICT provided a stimulating environment for pupils to present their ideas in both pictures and text. Graphics and wordprocessing packages allow text and graphics to be easily changed (modelled) which removes the need for pupils to 'start again' if they don't like their initial designs and want to change their writing. E-mail also offered the opportunity to explore another way of writing to Elmer.



This pupil worked independently, taking on new skills and incorporating the use of them into his work.

He has reached ICT Level 2.

Teachers' Assessment




A message from 1S
 To: elmer@staugustinerpc.lewisham.sch.uk
 Subject: A message from 1S

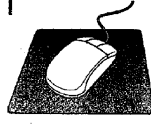
Dear Elmer,
 how are you feelen ?
 How are you getng on ?
 Have you lernt how to swim?
 Have you bilt eny big sand kasls yet?
 Have a happy hola day?
 from

Pupils' Work

22nd



We saw Elmer on the computer he went in the playground he went in the classroom he jumped through a hoop he had lots of fun. he was very excited. he had ~~his~~ lunch.



Key stage 1

Computer Diary

Name: _____ Date: Wed 14th March 2001

> What was my task?


To help Elmer visit our school on the computer. To paint a place for Elmer to visit and then email him.

> Who did I work with? Who helped me?

Relisa Nwan mts

> What did I do?


To Elmer if more you have a nice time goodbye



we had a copy of Elmer's name. Patsie Wm.

> How do I feel about my computer work?

happy



Pupils' Evaluation

ICT Teacher Evaluation

Teacher _____ Date of Activity _____
 Class _____

What was your prior knowledge and understanding of modelling at KS1?
Basic

How have the demonstration lessons supported/extended your ICT capability?
Given good ideas and reassurance.

Good to see that we don't have to do anything too complicated.

In what ways have you found the planning materials and resources useful?
Very useful - good lesson plans and ideas for follow up.

How do you feel the children responded to the Elmer project
Really enjoyed it.

Has their ICT capability increased?
Definitely extended their skills and vocabulary.

How will you use the planning sheets, resources and ideas in your class?
To extend activities after the lesson.

Resources and lesson plans will be kept and used again.

Teachers' Evaluation