


## ICT ACTIVITY 11

Making a leaflet about Roman sites to visit in the UK.

**Year Group: Year 5**



### Resources

AppleWorks, scanner, digital camera, Internet access.

### Context (Pupils' prior experience)

The pupils had all used a word processing package, but some were more proficient than others. Few knew how to format documents or import images into text. The History topic this term focused on the Romans.

### Task Description

The pupils were first given a basic assessment activity, so those who needed extra support were identified. In stages the pupils were shown the necessary skills to desk-top publish a three-column leaflet. They were encouraged to research Roman sites that could be visited, both at home and in class. The finished leaflets had to include persuasive language to encourage people to visit these sites and also include photographs and images, either scanned or downloaded from the Internet.

### Learning Intentions

History: Knowledge and Understanding	ICT: Skills, Knowledge and Understanding	ICT Level		
		KS1	KS2	KS3
Use sources of historical information to answer questions about the past based on observation.	Use ICT to organise, amend and present work.	w/1	2/3	4/5
Use sources of information in ways that go beyond simple observations to answer questions about the past.	Use ICT to research, generate, develop, organise and present their work.	1/2	<b>3/4</b>	5/6
Begin to select and combine information from different sources with understanding about the way it has been represented.	Interpret information researched via ICT. Add to, amend and present work with an awareness of the audience.	2/3	4/5	6/7
<b>History POS related to task:</b> 2a, 4a, 4b, 9.	<b>ICT POS related to task:</b> 1a, 1b, 2a, 3b, 4.			

### Teaching Approach

After the initial assessment sessions each session was introduced by the teacher with demonstrations of the skills to be covered. The pupils then worked in pairs of similar ability, creating one leaflet per pair. Pupils were encouraged to research at home.

### Links with other curriculum areas

**History** - Romans

**Geography** – position of sites around Britain

**Literacy** – using persuasive language.

### Subject Learning Gains (History)

ICT allows pupils to combine their own researched information about Roman Britain with images to produce professional looking documents. Research on the Internet encouraged pupils to focus on where the areas of Roman settlement around Britain were.



This pupil has made good use of ICT, both for research and basic presentation. Some rearrangement of the text and pictures could have made an even more effective leaflet.


He has reached ICT Level 3.

Teachers' Assessment

Pupils' Work

**ROMAN BRITAIN**

**COME AND SEE THE AMAZING HADRIAN'S WALL**




Romans built Hadrian's wall so they could divide England and Scotland apart.

Hadrian's wall is 73 and a half miles long. And also did you know that Hadrian's wall has been standing for over two thousand years. Hadrian's wall is 118km from Wallsend on the Tyne river.

**COME TO FISHBOURNE. SEE THE REMAINS OF A MOSAIC.**

Roman relics have long been turning up in Fishbourne. Fishbourne is one of the

most famous palace in Roman times and now.




**ST ALBANS**


ST Albans is the town founded by the Romans soon after the invasion of 43 AD.

**SEE A BATH THAT HAS BEEN STANDING FOR 2000 YEARS BATHS AND NORTH EAST SOMERSET.**

In city women would go in the bath in the morning and men would go in the afternoon. When bathers undressed they would go into a pool of warm water.



**This is a map of england.**



Key Stage 2

**Computer Diary**

Name \_\_\_\_\_ Date 14/5/01

What was my task?

My task was to write a leaflet with pictures.

What software did I use? Apple works

Who did I work with? Jasmine

Who helped me? \_\_\_\_\_

What did I do?

I had to put in typing and I had to rearrange the order. We put certain pictures that go with certain words.

What did I learn?

I learned how to put in pictures and how to get my work back.

What will I improve/change next time?

I will improve the lay out of my work

How do I feel about my computer work?

☺ ☹ ☹ ☹

Pupils' Evaluation

**ICT Teacher Evaluation**

Teacher \_\_\_\_\_ Date of Activity \_\_\_\_\_

Class \_\_\_\_\_

**Teacher Confidence and Competence**

What was your own level of ICT confidence before the activity?  
**Good, but I needed to revise some aspects, e.g. text wrap.**

Do you feel you have gained in confidence and why?  
**Yes I have gained in confidence. Repeating the activity helps.**

Do you feel able to teach the lesson yourself?  
**Yes**

Is there anything you wished to have learnt but did not?  
**No**

What would you do differently next time you carry out the task with a class?  
**I would like to allow enough time for each child to produce their own leaflet.**

**Pupil Confidence and Competence**

Did the children learn what you expected?  
**Yes.**

Were there any unexpected learning outcomes?  
**The more able children made excellent use of language, transferring skills learnt in Literacy and applying them to their Historical knowledge and research.**

Did the pupils complete the task?  
**Yes.**

Was it a suitable task for the pupils age/abilities?  
**Yes.**

**Hardware and Software Issues**

What hardware or software problems did you experience?  
**We had some problems with Internet access while doing our research and the colour printer only worked on some days.**

Would you like further training on how to use either of these?  
**No.**

Were there any resources issues?  
**No.**

Comments  
**It was a worthwhile exercise. I would repeat with the same age group from a Language perspective, even though younger children will in the future develop the technical ICT skills needed.**

Teachers' Evaluation